



Pre-Arrival and First Steps

For International Students

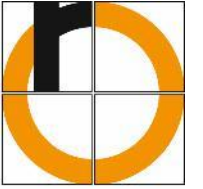
Welcome to TH Rosenheim!

Welcome

Content



Rosenheim
Technical University
of Applied Sciences



1

Before Arriving in Germany

2

First Steps in Germany

3

Practical Advice



Rosenheim
Technical University
of Applied Sciences



Study Start Information

Before Arriving in Germany

Before arriving in Germany

Organize your Student Visa

Visa Application - as soon as possible!

- International prospective students* need a visa. Non-EU citizens from so-called preferential countries are entitled to visa-free entry into Germany, [see website of the Federal Foreign Office](#).
- Learn [more about student visa requirements](#)



Blocked Account

- A student visa can only be issued with a **blocked minimum amount of money** deposited in a German bank account: **11.208 Euro** for one year or **934 Euro** for one month
- Further [information about a blocked account](#)
- Example blocked account provider: [Fintiba](#).



**This excludes students from the European Union (EU), the European Economic Area (EEA) and Switzerland.*

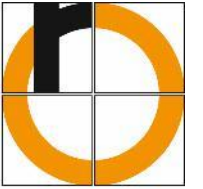


Picture: Max Baudrexl

Before arriving in Germany

Online Enrolment

Rosenheim
Technical University
of Applied Sciences



1

Request enrolment

→ A PDF will be generated including the bank details for paying the 85 EUR student union contribution (→ [online portal](#))

2

Proof of payment

→ Transfer student union contribution of 85 EUR
→ Upload proof of payment to online portal

3

Get German public health insurance

→ Contact an insurance provider, [learn more here](#)
→ Your insurance provider will send an electronic report (M10) directly to TH Rosenheim as a confirmation

4

Receive your **student email address** and the **login credentials** online

→ All further student services will be organized via your [student email account](#) and [Online Service Center!](#)
→ Check your accounts regularly!

5

Get your student ID card from the Student Administration Office (Studienamt) once you arrive on campus: identification, library, printing and scanning, cafeteria

Before arriving in Germany

Plan your Budget

Expect these costs of living per month:

	Costs / Month
Student dormitory or	350€ - 450€
Private accommodation	450€ - 600€
Meals	200€ - 250€
Health insurance	120€
Personal expenses	130€ - 180€
Total	800€ - 1.150€

Plan your long-term finances accordingly!

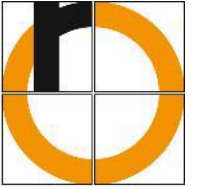
Learn more: [Scholarships and Student Loans](#) & [Working in Bavaria](#)



Before arriving in Germany

Find your Accommodation

Rosenheim
Technical University
of Applied Sciences



Student residences

[Munich Student Union](#) (Studierendenwerk München)
Student residences in Rosenheim – **apply in any case!**

[Campus RO](#) – Private student residence Rosenheim
[St. Sebastian](#) – Central student residence Rosenheim

Shared flats

Share your flat with other students
www.wg-gesucht.de

Private apartments

Rent your own apartment - [eBay Kleinanzeigen](#),
[Immobilienscout](#), [OVV](#)

More housing options at: www.th-rosenheim.de/housing


Before arriving in Germany

Find your Accommodation

Start looking for an apartment as soon as possible:

- Housing market is tight, search actively!
- If you are offered a place in the student dorm: take it!
- Also look for short-term options for the first semester (boarding houses, interim rent)!

- If necessary, stay in a hotel or with a friend/student.
- Don't panic. Keep looking once you arrive in Germany.




Before arriving in Germany

Find your Accommodation

Tips and notes

- “Kaltmiete” = basic rent
- “Warmmiete” = basic rent + additional expenses such as heat, water and electricity (“NK/ “Nebenkosten”)
- “Kaution” = deposit (1 or 2 “Kaltmieten”) – full refund after moving out
- Liability insurance and home contents insurance (“Haftpflichtversicherung, Hausratversicherung”) covers unintended damage caused in the accommodation
- Rental conditions and prices are not negotiable with landlords
- “Makler” (real estate agents) – don’t pay them!



Before arriving in Germany

Late Arrival

Lectures are held in presence on campus!

If you arrive late for the start of studies...

- Inform your dean of studies and study coordinator
- Sign up to your courses and keep up with the learning materials online in the [Learning Campus](#)

Make sure to arrive in Germany **not later than six weeks** after the start of studies. Remember to register for the exams for each module of the semester.

If you arrive **later than six weeks**, arrange an appointment with your dean of studies.



Before arriving in Germany

Prepare your Travel Essentials

- Clothes for summer (+30° C) and winter (-10 ° C) in Germany!
- Documents:
 - **Original certificates**
 - **Passport and visa (+ copies)**
 - **Health insurance proof**
 - **Biometric passport photos (+ copies)**
 - **Admission letter by TH Rosenheim**
- Smartphone, tablet, laptop ...
- If you arrive before the start of studies: **additional travel health insurance** until your student health insurance coverage starts ([more](#))
- **Cash for the first month** (currency is Euros), until your bank account is unblocked
- Medicine and prescriptions, if required




Before arriving in Germany

Prepare Yourself

Essentials to prepare your start in Germany

- **Academics:** read your [study plan and module handbook](#) to see the workload and contents of the first semester
- **Language:** free German and English online language courses
 - [OPEN vhb](#) / Offers: [Technical English](#), [German A1](#) up to C1
- **Everyday life on campus:** free online course by OPEN vhb
 - [How to Study in Germany](#)



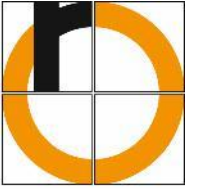


Study Start Information

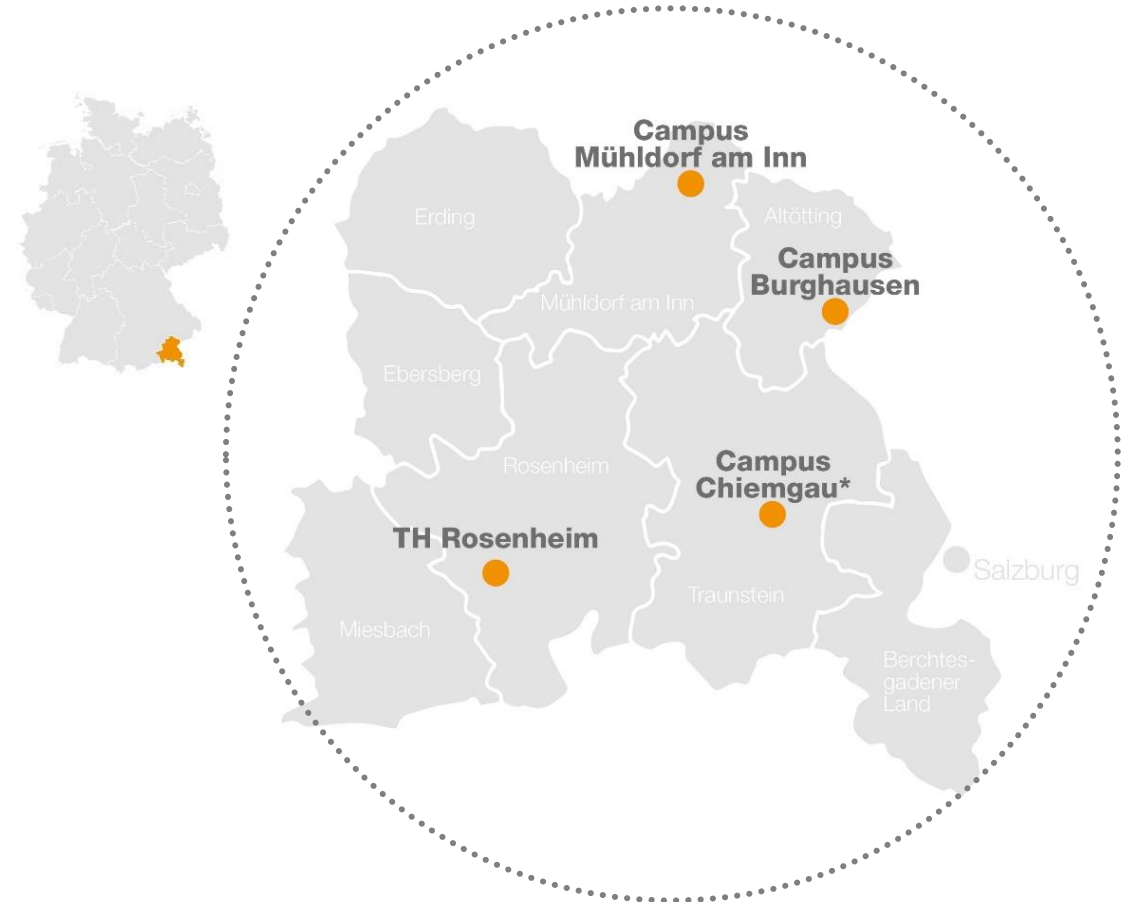
First Steps in Germany

First Steps in Germany

Arrival to TH Rosenheim



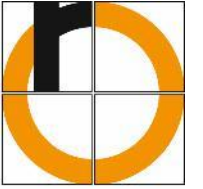
- Closest Airport: **Munich Airport (MUC)**
no pick-up service available
- Schedule your travels in Germany with **railway company Deutsche Bahn**:
use the app [DB Navigator](#)
- Check the [Deutschland-Ticket](#): monthly subscription to local and regional public transport services all over Germany – 29 EUR per month!
- Detailed travel instructions for each campus:
www.th-rosenheim.de/arrival





First Steps in Germany

Registration



- Get your **student ID card** from the [Student Administration](#) (“Studienamt”) at TH Rosenheim
- Collect your **accommodation contract** and **health insurance card** in Germany
- **Register your address** (“Meldebescheinigung”) at the Residents' Registration Office within two weeks after arrival ([find contacts here](#))
- Apply for a **residence permit** at the Immigration Office (“Ausländerbehörde”) as soon as possible ([find contacts here](#))
- Set-up a **bank account**, e.g. Sparkasse



Study Start Information

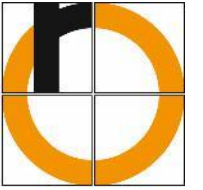
Practical Advice

Practical Advice

Getting Around



Picture: Max Baudrexl

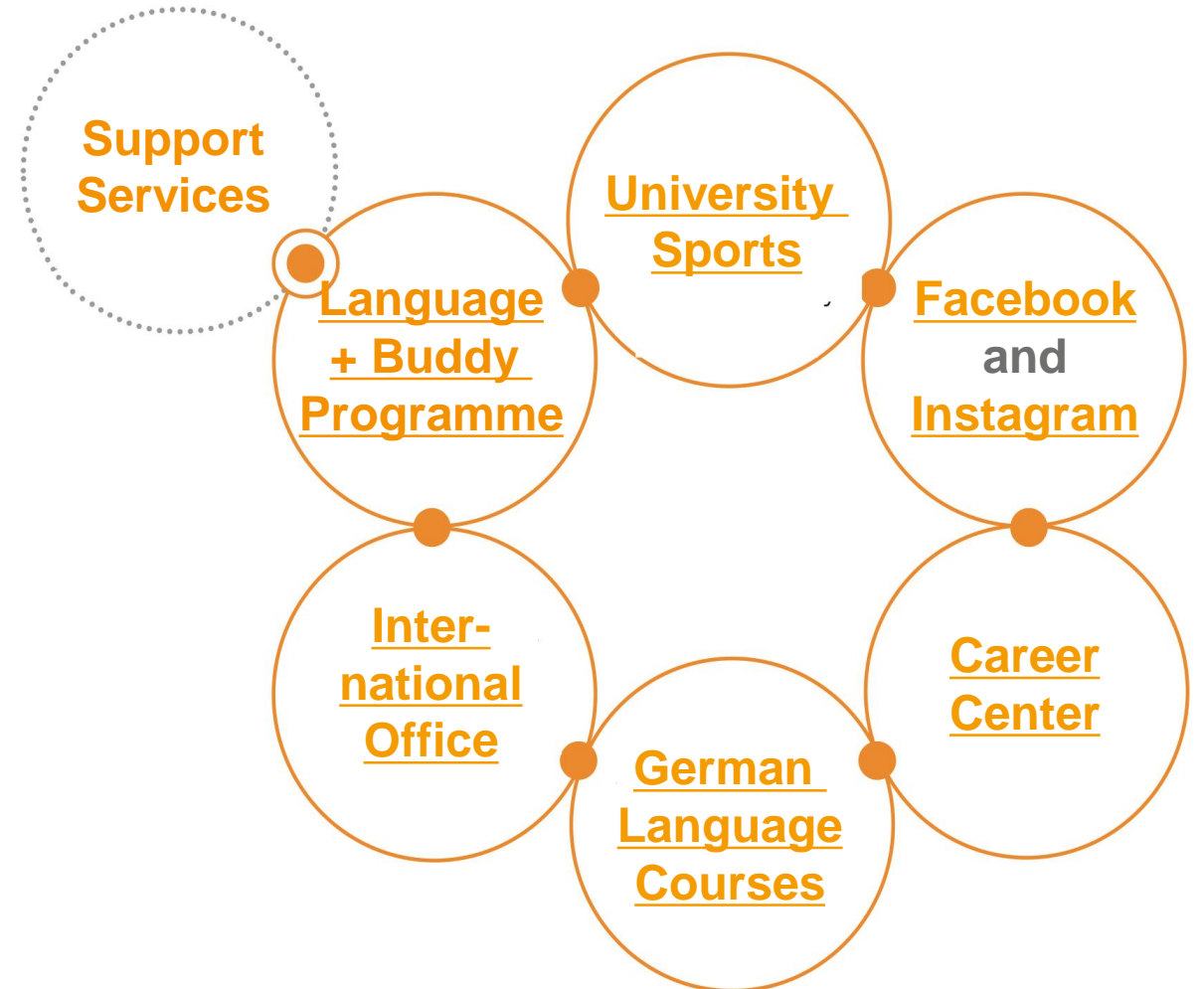
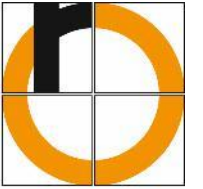


How to get around in the city

- **Bus ticket not included** in your student card
- **Get a bike** once you are here – everything can be reached by bike
- Search at [ebay Kleinanzeigen](https://www.ebay.de/itm/sell?_trk=1) for second-hand bikes
- Get the [Deutschland-Ticket](#): monthly subscription to local and regional public transport all over Germany for 29 EUR/month

Practical Advice

Further Activities



Welcome to TH Rosenheim
And a successful start of your studies!

